



Data Management with Pivot Table using Microsoft Excel (1 Day)

What is PivotTable?

PivotTable is a powerful data analysis tool, yet most Excel users do not use it to its fullest potential. This course shows you why PivotTable is so versatile for data analysis and how you can leverage PivotTable to rapidly analyze, sort, filter, spot trends and make business decisions from masses of data.

In this course you will learn to:

- Applying and optimizing an intelligent, flexible and interactive PivotTable in analyzing and reporting on frequently changing of mass data
- Leveraging on PivotChart to visually represent PivotTable data
- Summarizing datasets with grouping and aggregation
- Flipping your data into alternate views and slicing and dicing it for deeper mining
- Creating Interactive Dashboard with PivotTable and PivotChart

COURSE OUTLINE

Morning Session: 9:00am – 12:30pm

Module 1: Introduction to PivotTable

Get to know the dynamics of Excel PivotTable and how it can immensely boost up your efficiency in data analysis and reporting at work.

- `What is the average unit price for each category?`
- `How many orders did we have for each category?`
- `Which categories produce over 50% of total revenue?`
- `Compare monthly sales, MoM?`
- `Monthly sales vs YTD sales?`

Module 2: Setting your Data Right

Learn the techniques to set, specify and refine your source/ raw data in a correct structure at the very beginning in order to minimize errors and to avoid inaccurate data analysis.

Lunch Break: 12:30pm – 1:30pm

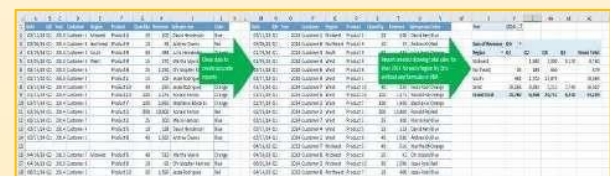
Afternoon: 1:30pm – 5:00pm

Module 3: Creating a PivotTable

Create a PivotTable by applying the concepts and best practices using the refined and source data created.

Module 7: Analysis with PivotTable Grouping

Apply the Grouping feature which enables you to easily summarize, analyze and present large amounts of data into a few groups or subsets. Fewer groups allow you to simplify your analysis and focus on the (grouped) items that matter the most.



Module 8: Performing Calculation within PivotTable

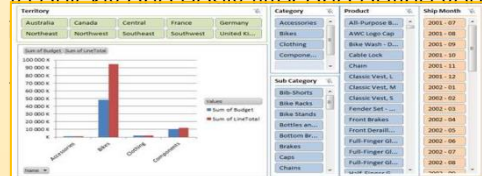
Perform calculations within PivotTable through calculated fields and calculated items without creating additional columns to the source.

Lunch: 12.30 pm- 1.30pm

Afternoon: 1.30pm-5.00pm

Module 4: Optimizing on the features of Slicers

Operate the visual controls with slicers that enable you to quickly and easily filter and define your data




ter multiple putting

Module 9: Interpreting data with PivotCharts

Develop Interactive PivotCharts charts that provide graphic image of the data contained in a PivotTable.

Module 10: Analyzing Multiple Data Sources

Consolidate and summarize data from external sources or data from multiple tables within your workbook. This is most useful when data is not neatly packed into one



Module 5: Customizing a PivotTable and the Fields

Learn to extend the power of PivotTable in tweaking information, from making cosmetic changes to changing the underlying calculation used.

Module 11: Creating Interactive Dashboard with PivotTable and PivotChart

Streamline and apply all that you have learnt to create a dynamic and interactive Excel Dashboard

Module 6: Investigating Your Data with PivotTable

Based on the concepts and practical steps on the Pivot- Table created, you will now analyse a scenario.

- `Which products are not selling well?`
- `What are the top 10 product categories?`
- `Who are our top 5 salesperson?`





Data Management with Pivot Table using Microsoft Excel (1 Day)

Course Date	<input type="checkbox"/> 7 August 2024 <input type="checkbox"/> 18 September 2024
Course Time	9:00am to 5:00pm
Course Fee	RM561.80 per pax (incl SST)
Methodology	Online via Microsoft Teams

For further inquiries & registration,
please contact:
MEF Academy Sdn Bhd
Ms Zana
Tel: 03-74987200 ext 7244
Email:

roszana@mef.org.my; nazlina@mef.org.my

This course is HRDF SBL Khas claimable. Please select HRDCorp claimable courses when you access the portal.

Training Provider : MEF ACADEMY SDN BHD
No Siri Kursus : 1000176552

REGISTRATION

ORGANIZATION DETAILS

Company: _____
Address: _____

Contact Person: _____
Designation: _____
Email: _____
Contact No.: _____

APPROVED BY:

Signature: _____
Date: _____
Name: _____
Designation: _____
Company Stamp:

HRDF Contributor: Yes, Employer Code: _____ No

PARTICIPANT LIST

No.	Name	Email	Contact No.	IC/NRIC Number